


Structured cabling for industrial premises

—

the CATS meet the MICE



AGENDA

CHITOSE

23rd June 2004

Mike Gilmore



Mike Gilmore
Senior Partner,
The Cabling Partnership

Managing Director
e-Ready Building

Standards Activities



Member:
ISO/IEC JTC1 SC25 WG3: Generic Cabling
ISO/IEC JTC1 SC25 Project Team: SOHO

Convenor:
ISO/IEC JTC1 SC25 WG3 IPTG: Industrial Premises Cabling



Convenor:
CENELEC TC215 WG1: IT Cabling
CENELEC TC215 WG1 PT Industrial Premises Cabling
Secretary:
CENELEC TC215 WG1 PT Data Centre Cabling



Chairman:
BSI TCT7/-1: IT Cabling
BSI TCT7/-3: IT Cabling Support Group

Technical and Standards Director:
Fibreoptic Industry Association

e-mail: mike.gilmore@btinternet.com

Mobile: +44 (0) 7860 110563

Office Premises

AGENDA

CHITOSE

23rd June 2004

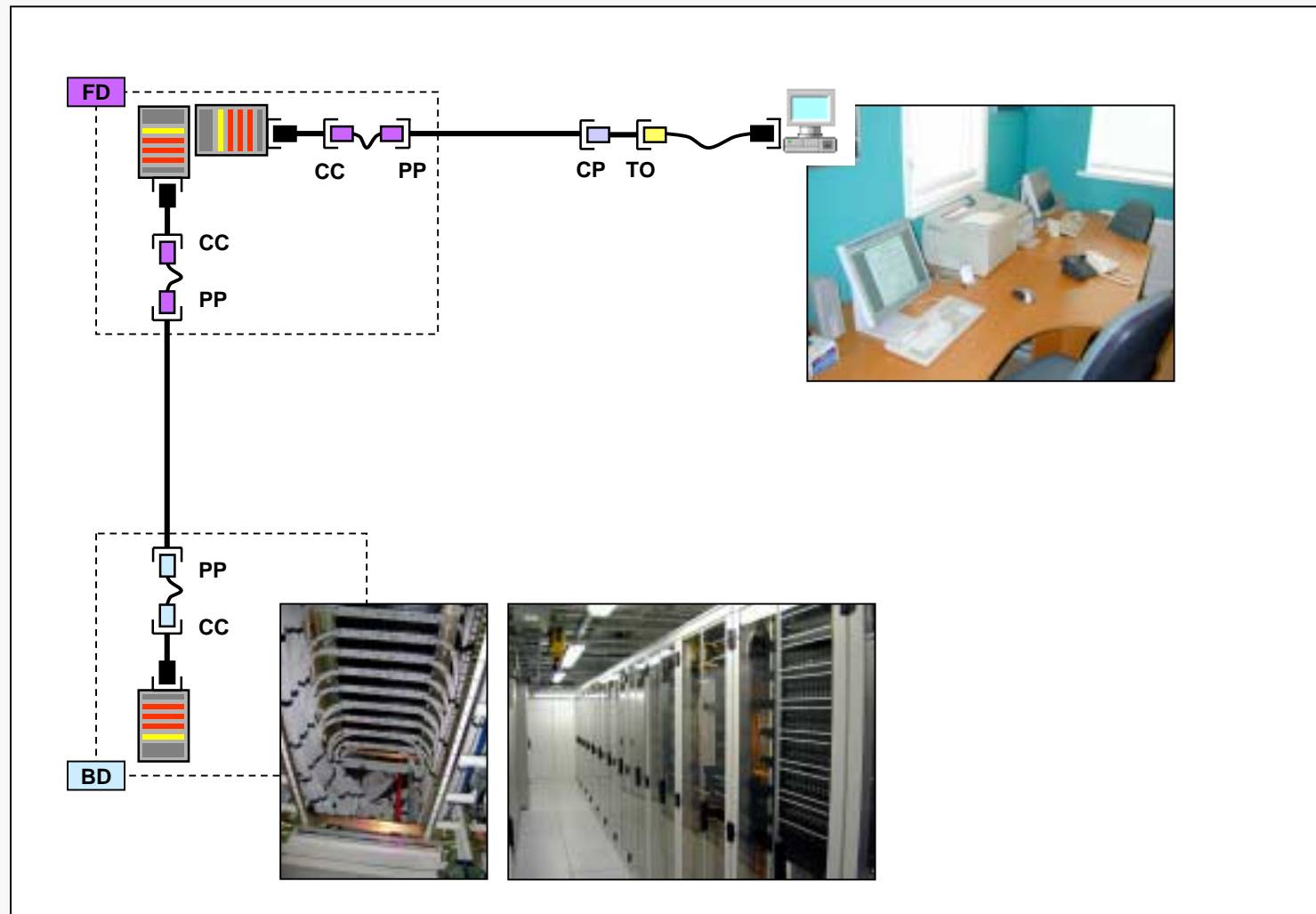


ISO/IEC 11801:2002

AGENDA

CHITOSE

23rd June 2004




The Cabling Media: The CATS

AGENDA

CHITOSE

23rd June 2004



BALANCED CABLING	
	Frequency Range
Category 5:2002	1 - 100 MHz
Category 6	1 - 250 MHz
Category 7	1 - 600 MHz

CABLED OPTICAL FIBRE		
Multimode	Modal bandwidth (minimum)	Wavelength
OM1	200 MHz.km	850nm
OM2	500 MHz.km	
OM3	1500 MHz.km	
Singlemode		
OS1		

NOTE 1: OFL = OverFilled Launch (LED-like)

NOTE 2: LL (or RL) = LASER Launch (or Restricted Launch)

The Office Environment

AGENDA

CHITOSE

23rd June 2004



Industrial Premises - A Different Environment

AGENDA

CHITOSE

23rd June 2004



AGENDA

CHITOSE

23rd June 2004

ISO/IEC 24702: 2006

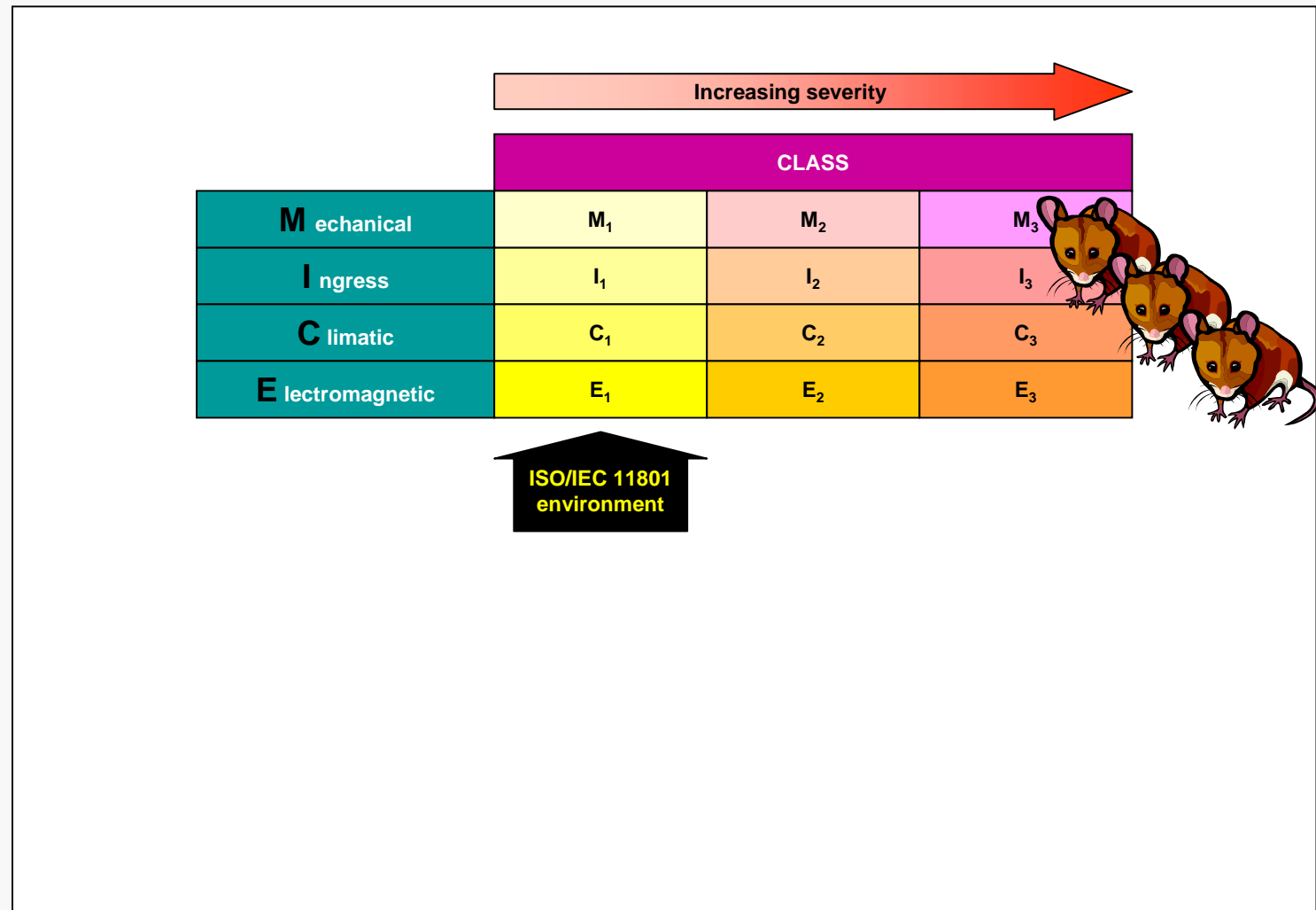
ISO/IEC 24702			
INFORMATION TECHNOLOGY - GENERIC CABLING FOR INDUSTRIAL PREMISES			
FROM ISO/IEC 11801	BALANCED CABLING AND OPTICAL FIBRE		
	APPLICATIONS	LINK AND CHANNEL TRANSMISSION CLASSES	COMPONENT TRANSMISSION PERFORMANCE
	REFERENCE IMPLEMENTATIONS		
NEW CONCEPTS	BALANCED CABLING AND OPTICAL FIBRE		
	MODIFIED CABLING STRUCTURE	CLASSIFICATION OF ENVIRONMENT	SUITABLE COMPONENTS and/or CONTAINMENT
	REFERENCE IMPLEMENTATIONS SUPPORTING EXISTING INDUSTRIAL PRACTICES		
TECHNOLOGY UNDER INVESTIGATION	POF AND HCS OPTICAL FIBRE MEDIA		
	APPLICATIONS	LINK AND CHANNEL TRANSMISSION CLASSES	COMPONENT TRANSMISSION PERFORMANCE
	REFERENCE IMPLEMENTATIONS		

AGENDA

CHITOSE

23rd June 2004

MICE Environmental Classification

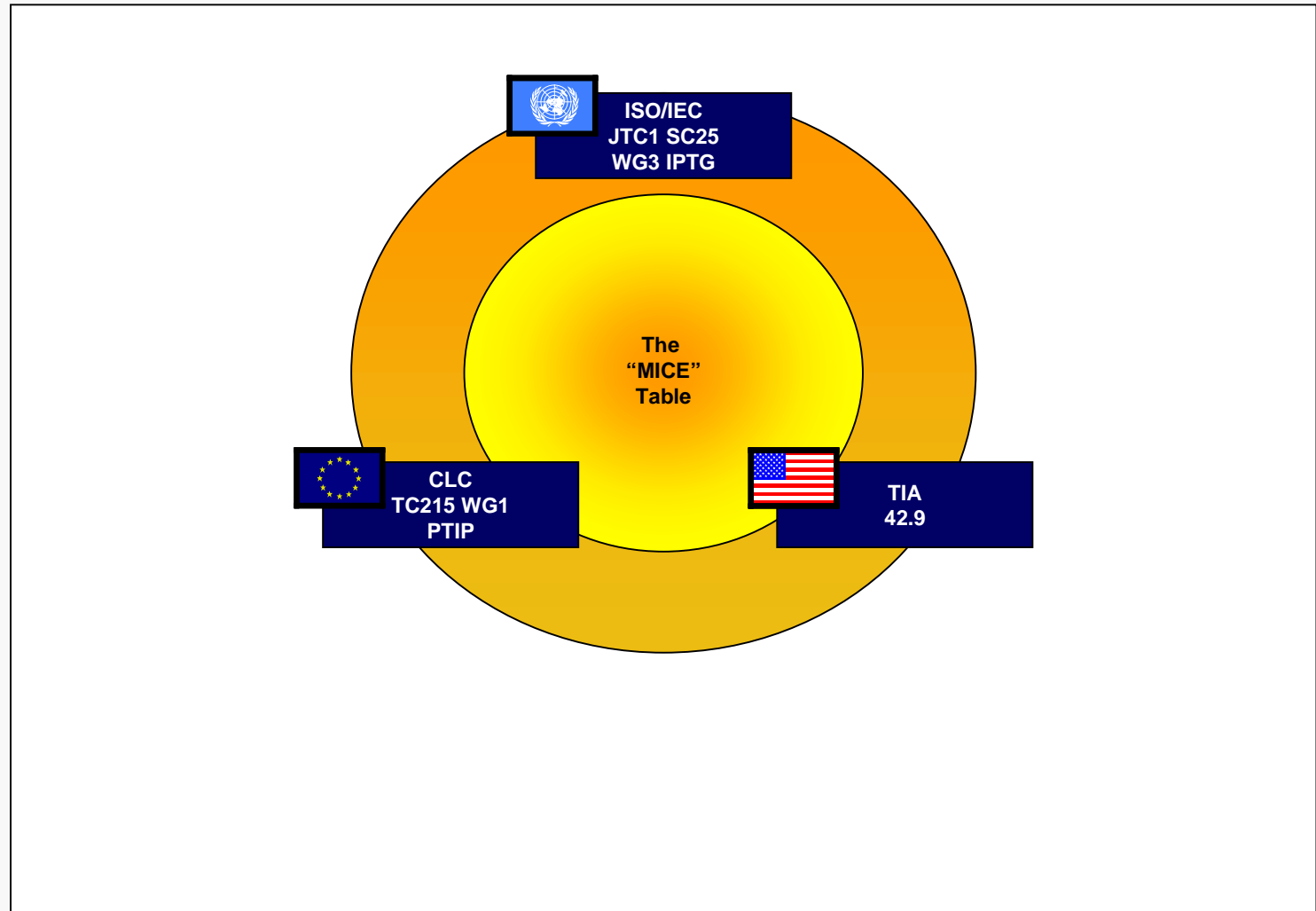


AGENDA

CHITOSE

23rd June 2004

International Harmonisation

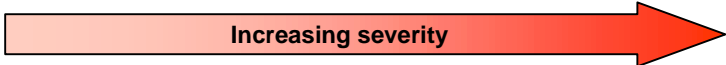


AGENDA

CHITOSE

23rd June 2004

The MICE Table



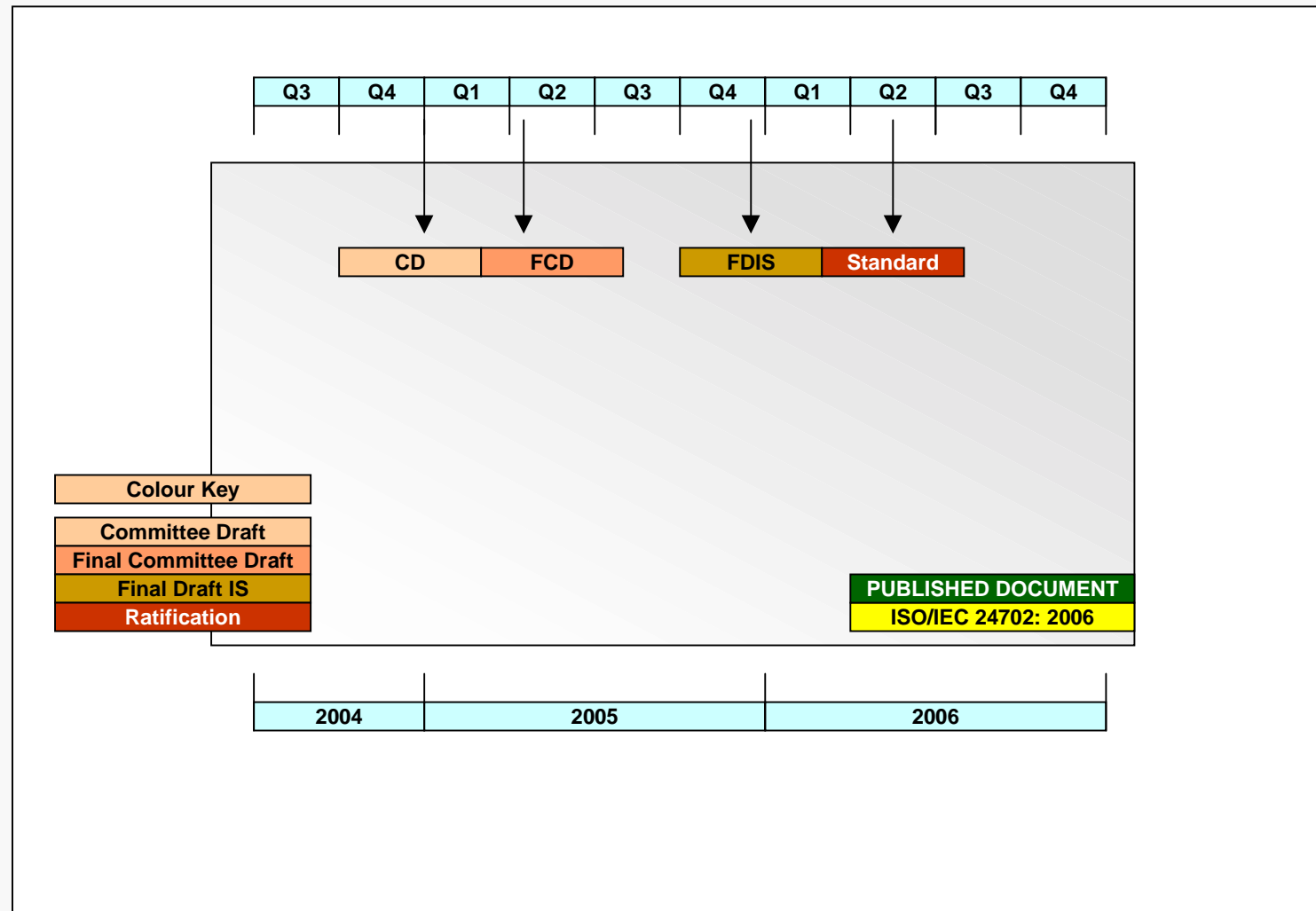
	CLASS					
Mechanical						
Shock/bump	M ₁	M ₂	M ₃			
Vibration						
Tensile Force						
Crush						
Impact						
Ingress						
Particulate ingress	I ₁	I ₂	I ₃			
Immersion						
Climatic						
Temperature	C ₁	C ₂	C ₃			
Ambient						
Rate of Change						
Humidity						
UV Radiation						
Solar Radiation						
Liquid Pollution						
Gaseous Pollution						
Electromagnetic						
ESD				E ₁	E ₂	E ₃
Radiated RF						
Conducted RF						
EFT						
Surge						
Magnetic Field						

AGENDA

CHITOSE

23rd June 2004

ISO/IEC 24702: The Plan



AGENDA

CHITOSE

23rd June 2004

Close